

## Three Phase General Type EMI Filter With Neutral - MF423 4W

### Description

These series range of Three Phase General Purpose filters with neutral designed to use in wide range of applications. They provide cost effective Electromagnetic interference suppression and helps in maintaining compliance with emission standards.

### Features

- General Purpose
- Compact
- Standard Attenuation Performance
- Chassis mounting 3 Phase Filter 4 Wire

### Applications

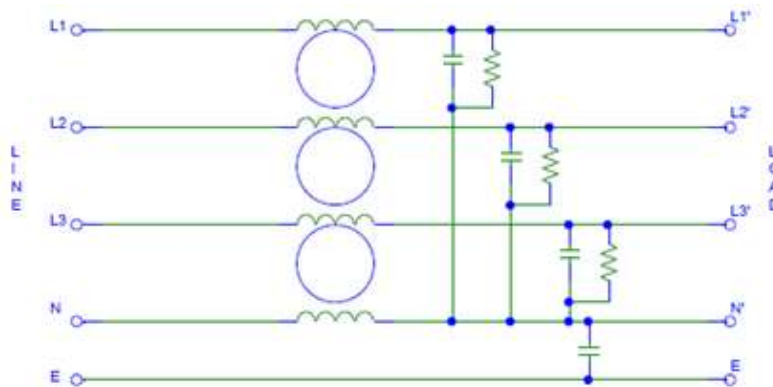
- CNC Machines
- Electronic Equipment
- Convertors
- Rectifier
- UPS/Inverters



### Approvals & Compliance



### Typical circuit Diagram





### Technical Specifications

Maximum Continuous Operating Voltage	: 440/520VAC
Operating Frequency	: 50/60Hz
Current ratings	: 1A to 150A @40°C
High Potential test voltage	: L to G 2660Vdc for 1 Minute L to L 1950Vdc for 1 Minute
Overload Capability	: 135% of Rated current for 15 minutes
Design Corresponding to	: UL 60939-3, CSA 22.2 No.8-13 and IEC 60939
Flammability corresponding to	: UL 94 V-0
Temperature range	: -25°C to +85°C
Climatic Category	: 25/85/21

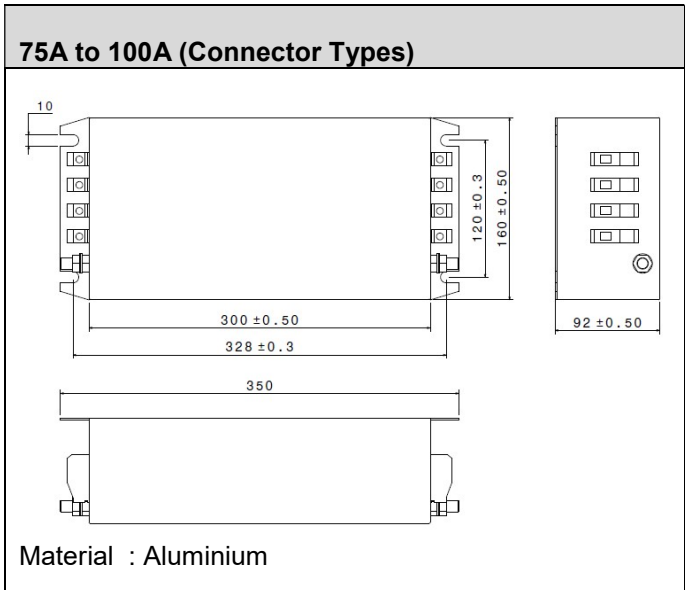
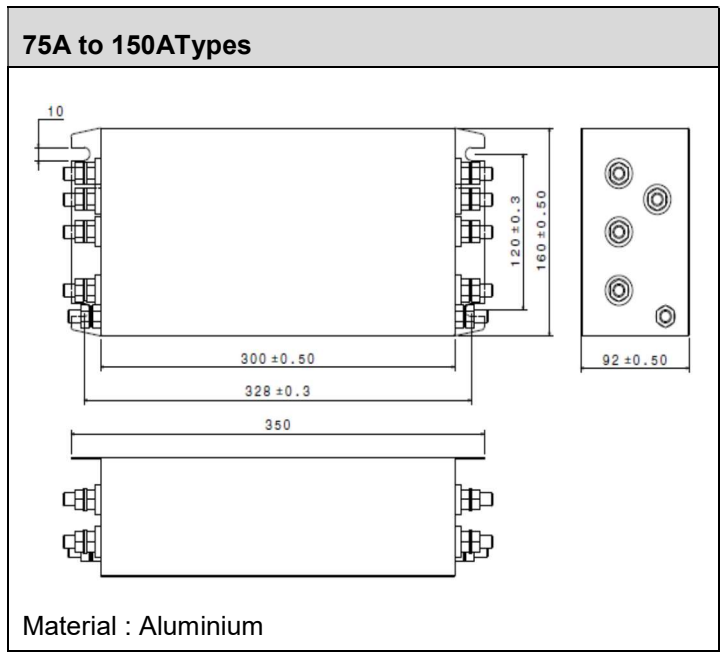
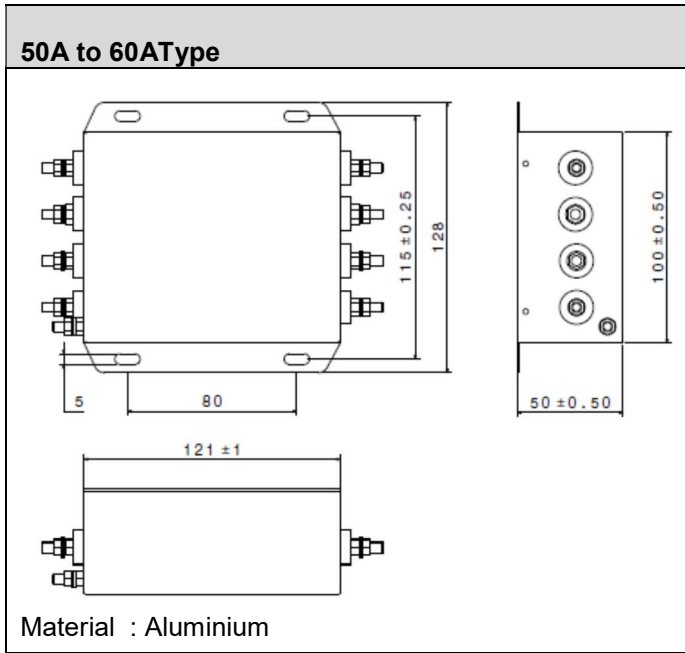
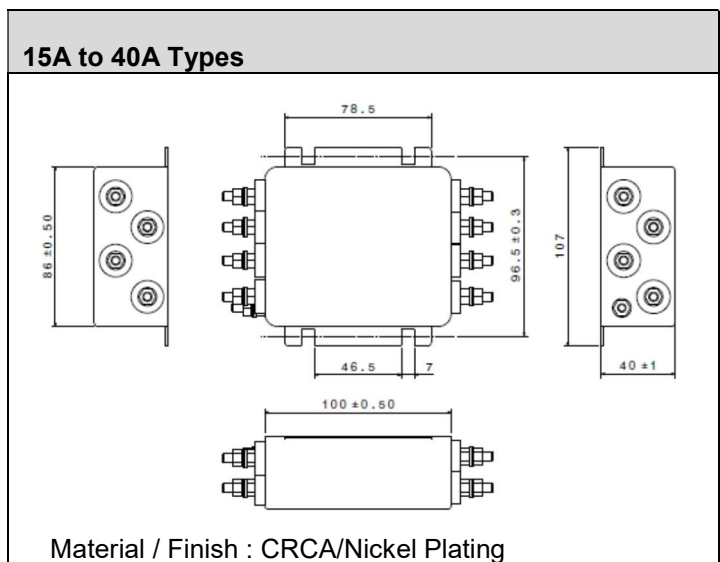
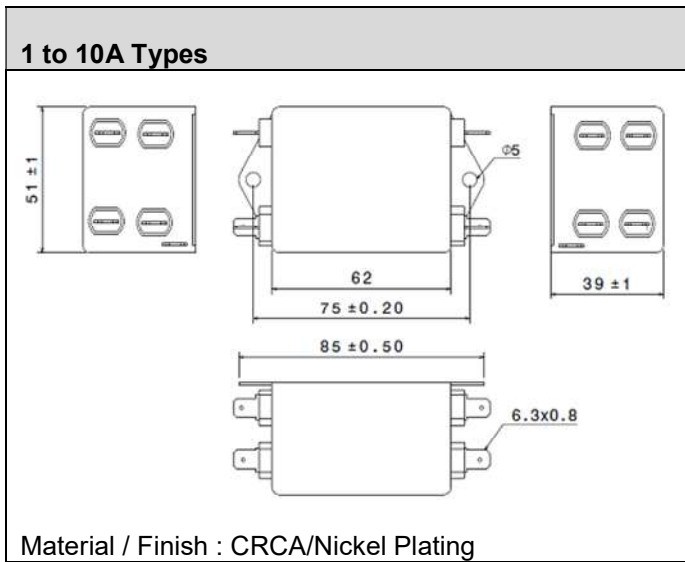
*Image shown above is just for reference*

## Selection Table

Part Number	Ordering Code (for 440VAC)	Ordering Code (for 520VAC)	Rated Current @40°C	Termination			Weight (Kgs)
							
MF 423 4W	S4W0000001S	S4W5200001S	1A	6.3 x 0.8			0.26
MF 423 4W	S4W0000003S	S4W5200003S	3A	6.3 x 0.8			0.26
MF 423 4W	S4W0000006S	S4W5200006S	6A	6.3 x 0.8			0.26
MF 423 4W	S4W0000010S	S4W5200010S	10A	6.3 x 0.8			0.26
MF 423 4W	S4W0000015N	S4W5200015N	15A*		M5		0.7
MF 423 4W	S4W0000016N	S4W5200016N	16A*		M5		0.7
MF 423 4W	S4W0000020N	S4W5200020N	20A*		M5		0.7
MF 423 4W	S4W0000025N	S4W5200025N	25A*		M5		0.7
MF 423 4W	S4W0000026N	S4W5200026N	26A*		M5		0.7
MF 423 4W	S4W0000030N	S4W5200030N	30A*		M5		0.7
MF 423 4W	S4W0000032N	S4W5200032N	32A*		M5		0.7
MF 423 4W	S4W0000040N	S4W5200040N	40A*		M5		0.7
MF 423 4W	S4W0000050N	S4W5200050N	50A		M6		1.2
MF 423 4W	S4W0000060N	S4W5200060N	60A*		M6		1.2
MF 423 4W	S4W0000075N	S4W5200075N	75A*		M8		9
MF 423 4W	S4W0000075C	S4W5200075C	75A*			16	9
MF 423 4W	S4W0000080N	S4W5200080N	80A*		M8		9
MF 423 4W	S4W0000080C	S4W5200080C	80A*			25	9
MF 423 4W	S4W0000100N	S4W5200100N	100A*		M10		9
MF 423 4W	S4W0000100C	S4W5200100C	100A*			25	9
MF 423 4W	S4W0000125N	S4W5200125N	125A*		M10	M10	9
MF 423 4W	S4W0000150N	S4W5200150N	150A*		M10	M10	9

Note: \* not covered under NEMKO


Filters with 520VAC are not covered under NEMKO



**For Screw type Connections**

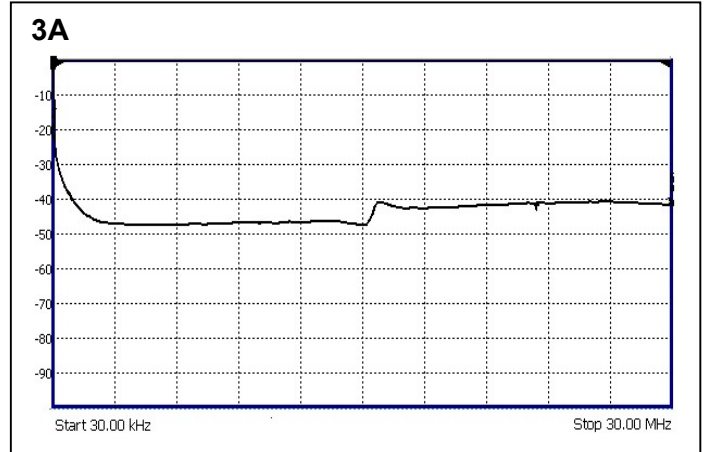
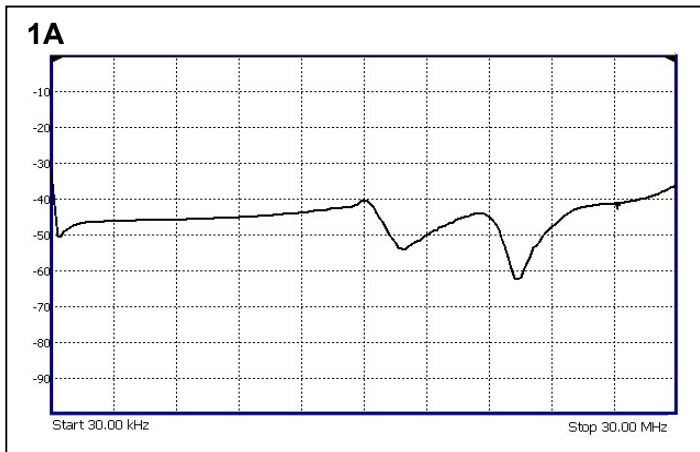
Thread Size	M5	M6	M8	M10
Recommended Torque (Nm)	2	2.5-3	3.5-6	4-10

**Connector Cross Sections**

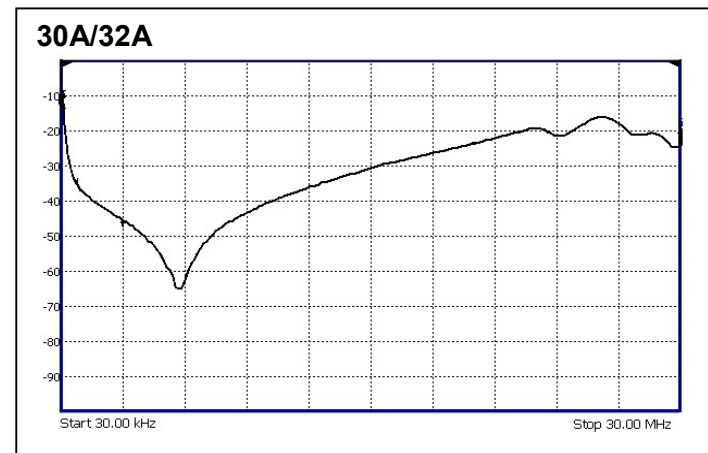
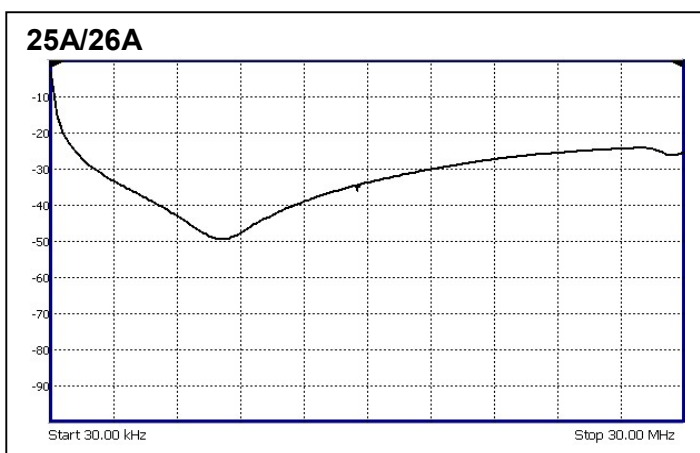
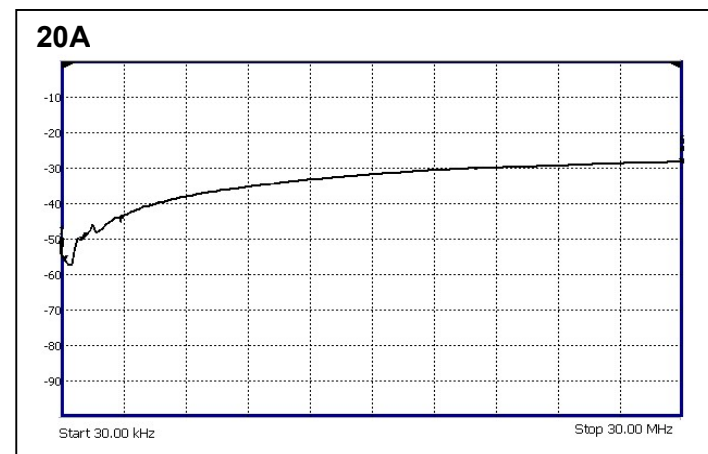
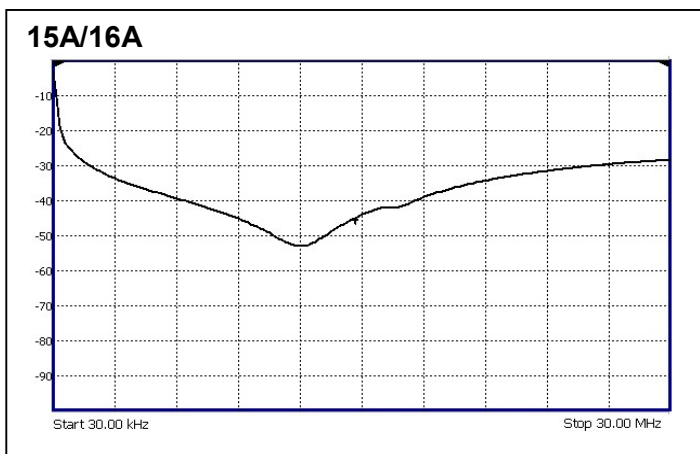
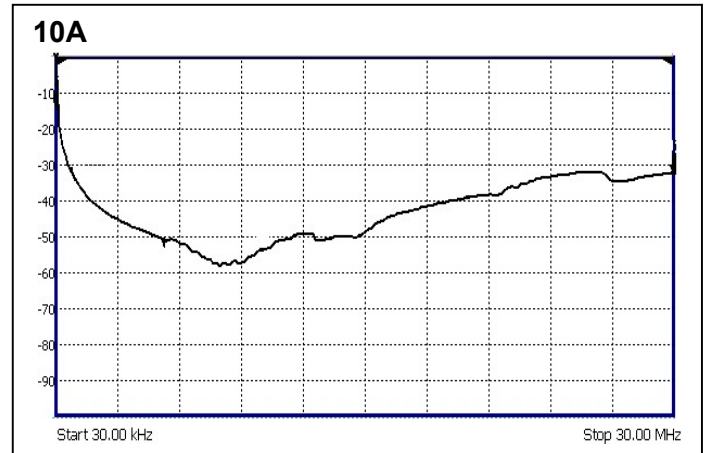
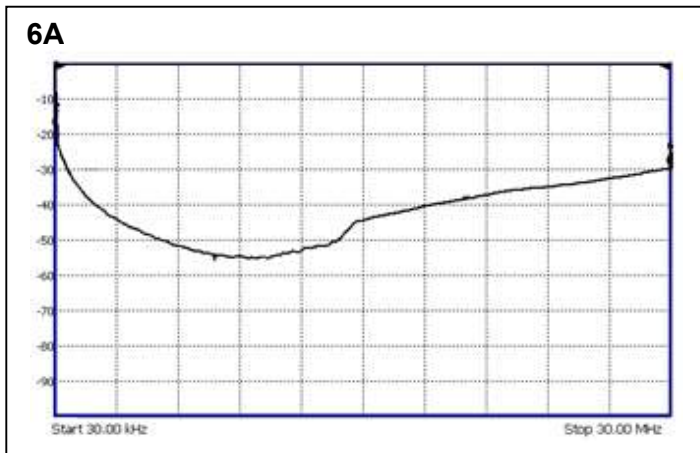
	16	25
		
Wire Section (mm <sup>2</sup> )	16 mm <sup>2</sup>	25 mm <sup>2</sup>
Wire Section (AWG)	6 AWG	4 AWG
Wire Stripping	max 17 mm	max 17 mm
Max Recommended Torque	2÷2.2 Nm / 18÷19.8 in.lbs	2 Nm / 18 in.lbs

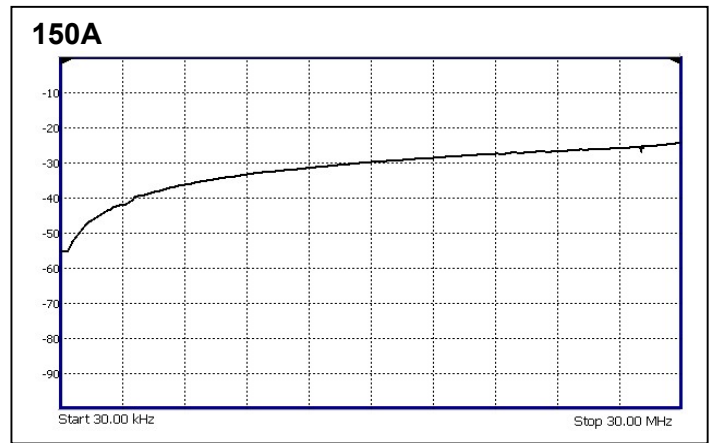
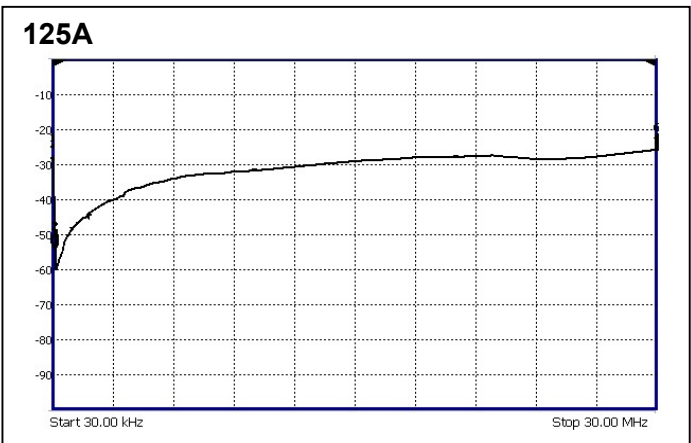
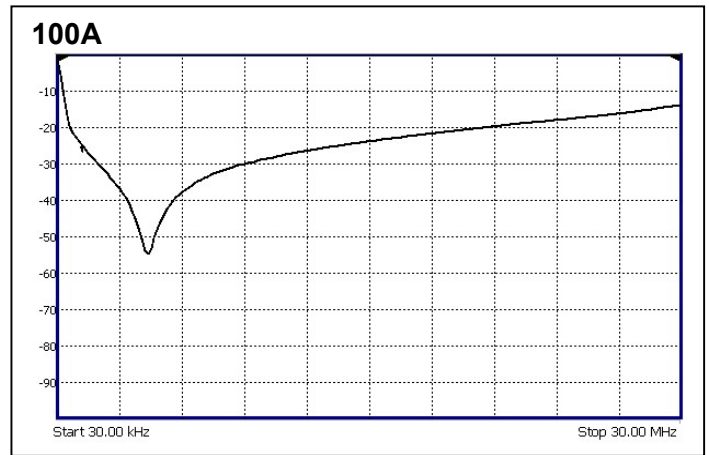
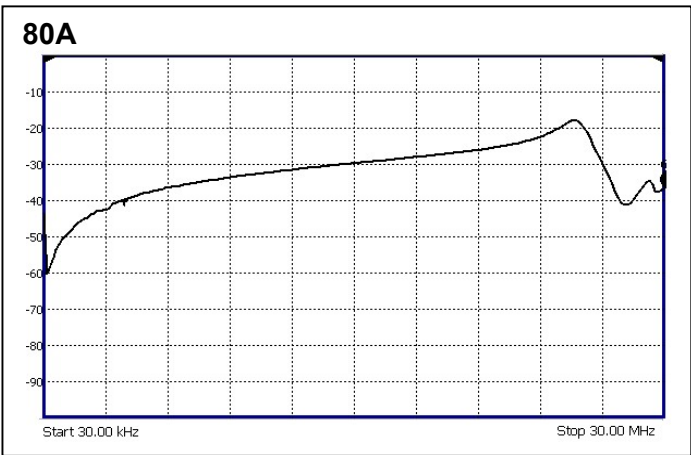
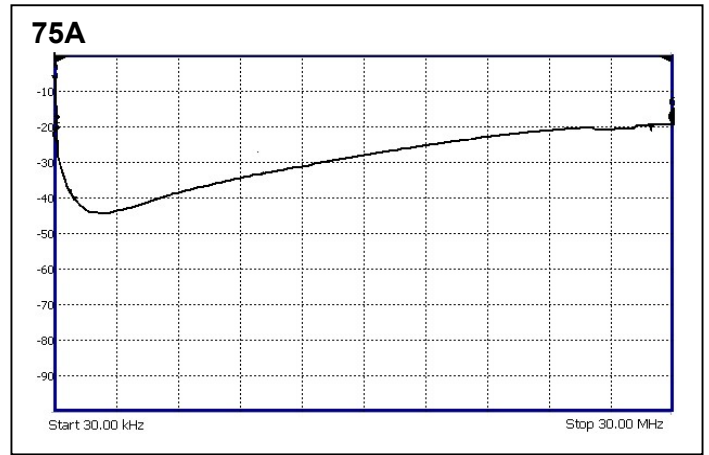
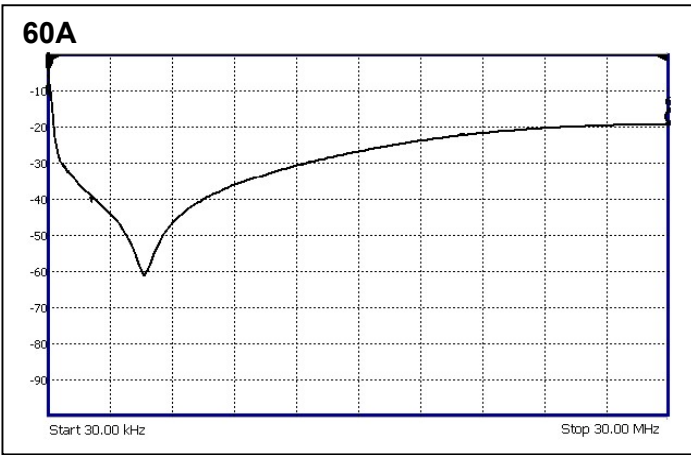
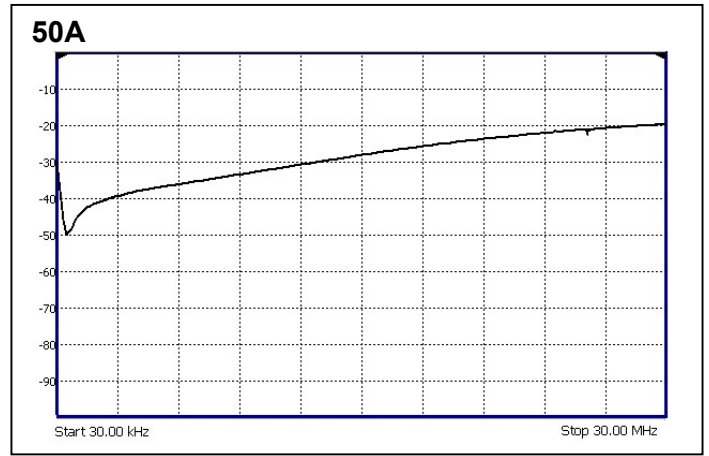
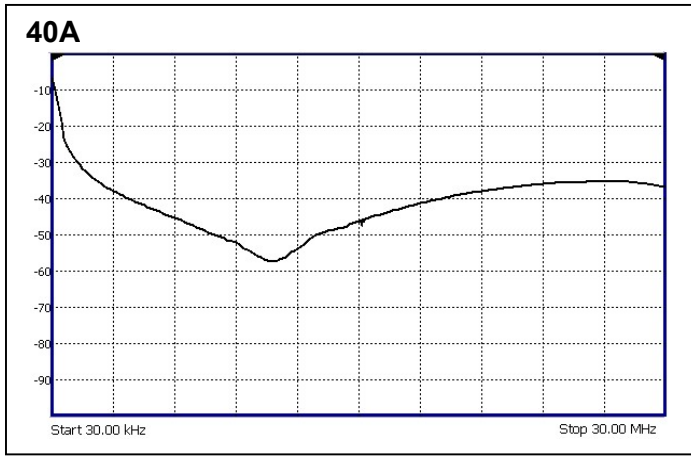
All dimensions in mm; Tolerances according to ISO2768-m

# Insertion Loss – (Common Mode)



## Insertion Loss





**EMI Solutions Pvt Ltd**  
 #237-A5, Bommasandra Industrial Area, Bangalore-560099,  
 Marketing: +91 80 27836880, Email: [marketing@emisindia.com](mailto:marketing@emisindia.com)